

LUSCOMBE 8 SERIES



LUSCOMBE 8 SERIES

Luscombe Section Index

<i>Section</i>	<i>Page No.</i>
Manuals	4-2
Aileron Assembly	4-2
Control Cables	4-2
Control System	4-2
Electrical System	4-2
Engine and Cowling	4-2, 4-3
Fuselage	4-4
Landing Gear	4-4
Tail Surfaces and Parts	4-5
Skins, Bulkheads and Stampings	4-6
Wings	4-7
For items such as batteries, brakes, propellers, wheels and windshields, look in the specific sections in this catalog.	

Manuals



<i>Description</i>	<i>Part No.</i>
Luscombe 8A Owner's Manual	L8A
Luscombe 8E Owner's Manual	L8E
Luscombe 8 Series Master Parts List (illustrated)	L8PM
Luscombe Service Manual (early fabric wing)	L8SM

PC 129

Continental C Series Maintenance and Overhaul Manual (C-75 thru C-90, and O-200)



Part Number **PC 200** X30010A

Aileron Assembly

FAA/PMA Approved



Left Hand Aileron	U58273
Right Hand Aileron	U58273-1

Aileron Assembly (continued)

<i>Description</i>	<i>Part No.</i>
Aileron Inboard Hinge	U18269
Aileron Tip Hinge	U18270
Aileron Hinge	U18279
Outboard Hinge Stamping, fabric wing	18275
Inboard Hinge Bracket, fabric wing	18277-4
Center Hinge Bracket, fabric wing	18277-5
Aileron Horn	U18832-2
Left Hand Aileron Spar	U38271-3
Right Hand Aileron Spar	U38271-4
Left Hand Top Aileron Skin*	U582035
Left Hand Bottom Aileron Skin*	U582036
Right Hand Top Aileron Skin*	U582035-1
Right Hand Bottom Aileron Skin*	U582036-1
* sold in pairs only — top and bottom	

Control System

<i>Description</i>	<i>Part No.</i>
Rudder Pedal Return Spring	U08511-10
Aileron Fairlead Bracket	181073
Elevator Control Pulley Bracket	18414
Elevator Torque Tube Bearing	U18529
Rudder Right Hand Bearing Control Support	28509-1
3-inch Pulley	A120
1-1/2-inch Pulley	A167

Electrical System

Landing Light Lens

Left Hand Lens	082223-4
Right Hand Lens	082223-5



<i>Description</i>	<i>Part No.</i>
Landing Light Bracket (fastened to spar)	282215
Landing Light Clamp	582222-3
Landing Light Base	582222-4



Luscombe Control Cables-FAA/PMA Approved

<i>Description</i>	<i>Galvanized Part Number</i>	<i>Stainless Steel Part Number</i>
Brake Cable Assembly	U085017-4	U085017-4S
Elevator Cable, SN 1-4199	U285012	U285012S
Elevator Cable, SN 4200 and up	U285012-10	U285012-10S
Left Hand Rudder Cable	U285013-4	U285013-4S
Right Hand Rudder Cable	U285013-5	U285013-5S
Stick to Aileron Cable	U285014	U285014S
Aileron Balance Cable (16' 7/8") Left	U285015-L	U285015-LS
Aileron Balance Cable (16' 7/8") Right	U285015-R	U285015-RS
Aileron Balance Cable (15' 10 3/4") Left	U285015-99L	U285015-99LS
Aileron Balance Cable (15' 10 3/4") Right	U285015-99R	U285015-99RS
Forward Trim Cable	U285039-10	U285039-10S
Aft Trim Cable Assembly	U285040-10	U285040-10S

Engine and Cowling

<i>Description</i>	<i>Part No.</i>
Nose Cowl Stamping	U086085-2
Top Center Cowl Skin	U086085-3
Bottom Cowl Stamping	U086085-4
Left Side Cowl	U086085-5
Right Side Cowl	U086085-6
8A Carburetor Heat Shroud	U086126
8A Left Hand Exhaust Stack	U08627-3
8A Rear Crossover Stack	U08627-5
8A Right Hand Exhaust Stack	U08627-7
8A Complete Exhaust Assembly (includes 2 exhaust clamps)	U08627-C
8A Exhaust Clamp	U08627-100
8E/F Left Hand Exhaust Stack	U09604
8E/F Right Hand Exhaust Stack	U09605

Firewall Dishpan FAA/PMA Approved



Used on Luscombes with an electrical system U581158

Firewall to Engine Mount Rubber Bushing FAA/PMA Approved (6 required per aircraft)



Part Number U18624

LUSCOMBE 8 SERIES

Engine and Cowling (continued)

Description	Part No.
Engine Mount Lower Attach	
Bushing	U181149-2
Engine Mount Upper Attach	
Bushing	U181149-3
Engine Mount Rubber Bushing	U18624
Engine Mount	U48147
8E/F Cabin Heat Shroud	U486065
8A Cabin and Carburetor	
Heat Shroud	U48629

Luscombe Gas Cap FAA/PMA Approved



Part NumberU286116

Rubber Engine Mount Bushings (8 required per aircraft)



Used on all A & C series Continental engines (priced each) **PC 201** 22387

Luscombe 8E and 8F Exhaust Stacks FAA/PMA Approved



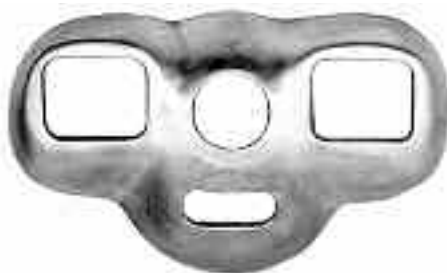
Left Hand Exhaust Stack.....U09604
Right Hand Exhaust StackU09605

Engine and Cowling (continued) Luscombe 8A Exhaust Stack FAA/PMA Approved



Fits all A-65 Continental Engines
Rear Crossover.....U08627-5
Left Hand Stack.....U08627-3
Right Hand Stack.....U08627-7
Exhaust Clamp.....U08627-100
Complete Assembly (includes
2 exhaust clamps).....U08627-C

All-Aluminum Nose Cowl Stamping FAA/PMA Approved



Part NumberU086085-2

All-Aluminum Bottom Cowl Stamping FAA/PMA Approved



Part NumberU086085-4

Air Filter



Part Number (40599).....600314

PC 275

Engine and Cowling (continued) Luscombe 8A Carburetor and Cabin Heat Shroud FAA/PMA Approved



Fits on U08627-5 StackU48629



(This spinner may not fit all taper shaft installations.)

Small Skull Cap Spinner. **PC 115** U0450279
Spinner Bracket **PC 115** U0450281
Spinner Assembly... **PC 299** .SM-SPIN-ASY

Luscombe Carburetor Heat Shroud Assy. FAA/PMA Approved



Fits on U09605 Stack.....U086126
Note: Not for use with Stainless Steel Stacks.

Luscombe Engine Mount FAA/PMA Approved

For all Continental powered Luscombes, A-65 thru C-90



Part Number.....U48147

Luscombe Cabin Heat Shroud FAA/PMA Approved



Fits on U09604 Stack (8E/8F) and the 8A 2-piece StacksU486065

Note: Not for use with Stainless Steel Stacks.

LUSCOMBE 8 SERIES

Fuselage

<i>Description</i>	<i>Part No.</i>
Skylight Window, specify color: Blue, Green, Smoke or Clear.....	U08011-2
#2 Left Bottom Skin	U08043-10
#2 Right Bottom Skin	U08043-11
#1 Left Bottom Skin	U08043-12
#1 Right Bottom Skin	U08043-13
#2 Right Hand Top Side Skin	U08043-16
#3 Center Top Skin	U08043-17
#3 Left Top Skin	U08043-18
#3 Right Top Skin	U08043-19
#3 Bottom Skin	U08043-51
#3 Left Top Skin, with window cutout	U08043-54
#3 Right Top Skin, with window cutout	U08043-55
#2 Front Bulkhead Stamping	U081156
#2 Rear Bulkhead Stamping.....	U081157
Rear Side Window	19139
#7 Bulkhead.....	U28007
Front or Rear Carry-thru Spar Blank ..	U28019-2
Oleo Cover Plate	28036
Tail Tray	29104
#2.5 Bulkhead Assembly.....	U38008
#2.5 Bulkhead Stamping	U38008-2
#2 Bulkhead Bottom Strip Skin.....	U38104-2
#2 Bulkhead Bottom Strip Skin, Silflex Gear.....	U38104-3
Door Window	481107-12
8A Door Window	48125-2
Tailwheel Attach Bracket	U48359
Tail Bulkhead Assembly	U49099
#3 Left Hand Bulkhead Channel	U58003-2
#3 Right Hand Bulkhead Channel	U58003-3
#2 Left Hand Doorpost Bulkhead	U58028
#2 Right Hand Doorpost Bulkhead	U58028-1

Superstructure Vee Firewall Brace



With pulley brackets	581223-500
Without pulley brackets	581223-10


Luscombe Carry-thru Spar Blanks FAA/PMA Approved Complies with AD 55-24-01



Front or Rear	U28019-2
---------------------	----------

Fuselage (continued)

Aluminum Spar Extrusion Blanks



Front	9445
Rear	082203

FAA 337 field approval will be required for installation of these blanks.

Blank Instrument Panel FAA/PMA Approved



Part Number	U081030-102
-------------------	-------------

Luscombe Windshield



Clear	081105-2
Tinted green (shown in picture)	081105-2G

Landing Gear

<i>Description</i>	<i>Part No.</i>
Tie Rod, Universal	U18313-2
Brake Spacer	U18324
Landing Gear Bushing	
Left Hand.....	18380-2
Right Hand.....	18380-3
Landing Gear Hinge Pin	U18381-2
Complete Tailwheel Spring Assembly ...	U28302
Tailwheel Spring Leaf, 3rd	U28302-2
Tailwheel Spring Leaf, 2nd.....	U28302-3
Tailwheel Spring Leaf, Top.....	U28302-4
Piston Tube Collar Assembly	28308-500
Axle Collar for wheel pants, Cleveland Brakes	U28356-7
Tailwheel Main Leaf Spring	U48302-6
Landing Gear Fairing Block	U48321-2


Landing Gear (continued)

All-Aluminum Landing Gear Fairing FAA/PMA Approved



For Standard Gear	
Left	U48321
Right.....	U48321-1
For Silflex Gear	
Left	U083140
Right.....	U083140-1

Luscombe (Standard) Landing Gear Parts FAA/PMA Approved



(Part Numbers for illustration above)

1 - Left Jack Strut.....	U48350
1 - Right Jack Strut	U48333
2 - (S-9) Fork End	U08311-4
3 - Left Lower Leg	U58383
3 - Right Lower Leg	U58383-1
4 - Right Upper Arm	U48378
4 - Left Upper Arm	U58379
5 - Tie Rod (without fittings, 36 1/4 in. long).....	AN676AC-3625
5 - Tie Rod, streamlined, drawn and polished (without fittings, 33 3/4 in. long).....	AN677AC-3375

All AN Part Numbers are PC 580

Jack Strut — Silflex Gear FAA/PMA Approved



Left Jack Strut	U583146
Right Jack Strut.....	U583146-1

All items on this page are Price Code 130 unless otherwise noted

Price and availability subject to change without notice. Univair's Toll Free Sales: 1-888-433-5433

LUSCOMBE 8 SERIES

Magneto Noise Filter



Magneto Noise FilterPC 245... A293

Tail Surfaces and Parts

Luscombe Fin and Rudder (Square Tip)

FAA/PMA Approved



Rudder AssemblyU08492
Fin AssemblyU58480

<i>Description</i>	<i>Part No.</i>
Square Tip Rudder Skin, Left Hand*	U08492-6
Square Tip Rudder Skin, Right Hand*	U08492-7
Elevator Spar	18407
Outboard Elevator Hinge	U18410
Square Fin Rear Attach Plate Assembly	U18419
Square Tip Rudder Spar	U18431
Upper Rudder Hinge	U18433
Top Elevator Skin, Left Hand or Right Hand**	085022-5
Bottom Elevator Skin, Left Hand or Right Hand**	085022-7

* sold in pairs—left hand and right hand
** sold in pairs—top and bottom

Because of various applications of some parts, we suggest that you use a Luscombe Parts Manual to assist you in proper parts selection.

Tail Surfaces and Parts (continued)

<i>Description</i>	<i>Part No.</i>
Lower Rudder Hinge	U18437
Fin Assembly Shim	18438
Front Plate, Vertical Fin Attachment	U18487
Vertical and Horizontal Stabilizer Tip (square type)	U28479
Vertical Fin Rear Spar (square type)	U38484-2
Vertical Fin Front Spar (square type)	U38485
Vertical Fin Bottom Rib (square type)	U38486
Horizontal and Vertical Stabilizer Fairing, Left Hand	U48404
Horizontal and Vertical Stabilizer Fairing, Right Hand	U48404-1
Horizontal Stabilizer Tip Assembly, Left Hand (round type)	U48452-L
Horizontal Stabilizer Tip Assembly, Right Hand (round type)	U48452-R

Rudder and Elevator Hinge Pin and Bracket

FAA/PMA Approved



Hinge PinU18441
Hinge Pin BracketU18416

Vertical Fin Front Attach Fitting FAA/PMA Approved



Part NumberU28444

This fitting is welded 4130 steel and complies with all provisions of AD 94-16-02. This fitting is required only on those Luscombes with the "round tip" vertical stabilizer. For the square tip fin, use aluminum fitting, part number U18487.

Tail Surfaces and Parts (continued)

Rudder Horn for Square Tip Rudder FAA/PMA Approved



Part NumberU18490

Replace your worn or broken Tailwheel Springs!

FAA/PMA Approved



Complete AssemblyU28302
Main Leaf OnlyU48302-6

<i>Description</i>	<i>Part No.</i>
Horizontal Stabilizer Leading Edge Skin, Left Hand (round type)	58400-2L
Horizontal Stabilizer Leading Edge Skin, Right Hand (round type)	58400-2R
Horizontal Stabilizer Skin (round type)	58400-3
Horizontal Stabilizer Top Center Skin (round type)	58400-4
Vertical Stabilizer Forward Skin (square type)	U58480-2
Vertical Stabilizer Aft Skin (square type)	U58480-3

Thermometer

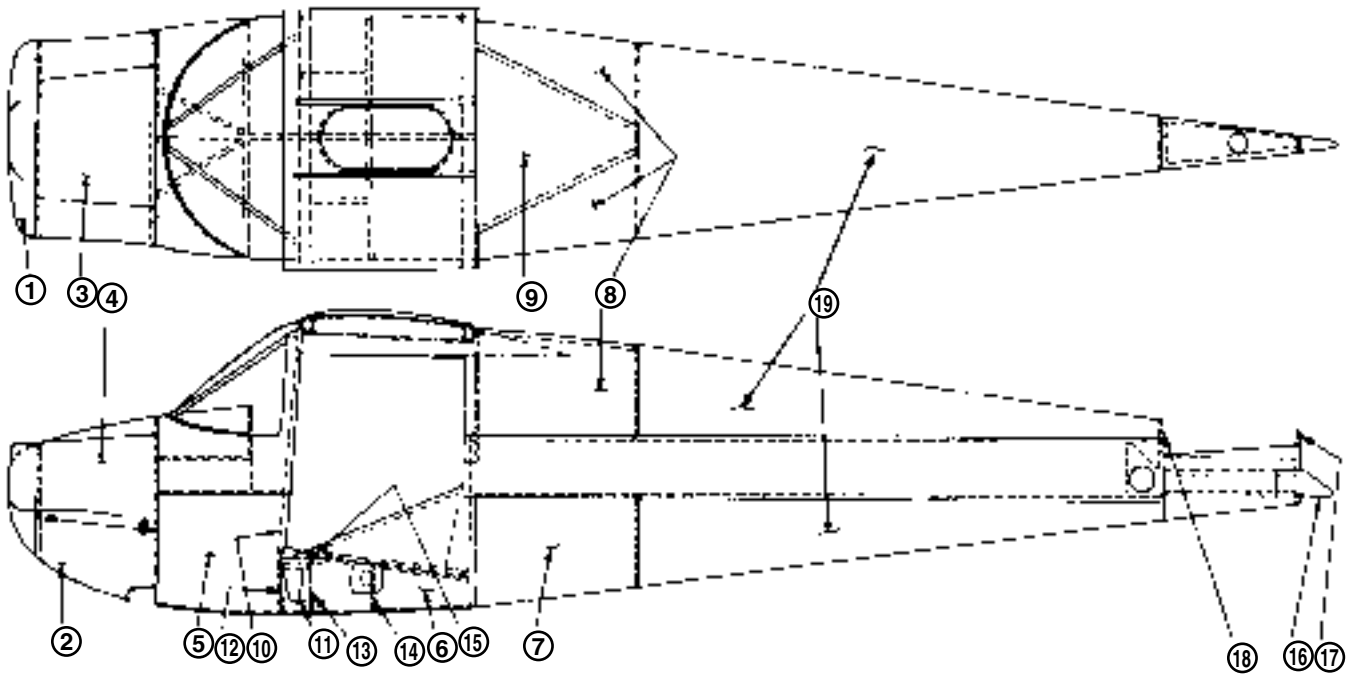


Thermometer has both Centigrade and Fahrenheit dial graduations. It can be installed through plexiglass windshield or cowling on most aircraft or through the center strip in the windshield.

ThermometerPC 660...2716A

LUSCOMBE 8 SERIES

Luscombe Skins, Bulkheads and Stampings



All FAA/PMA approved parts are indicated by a "U" prefix.

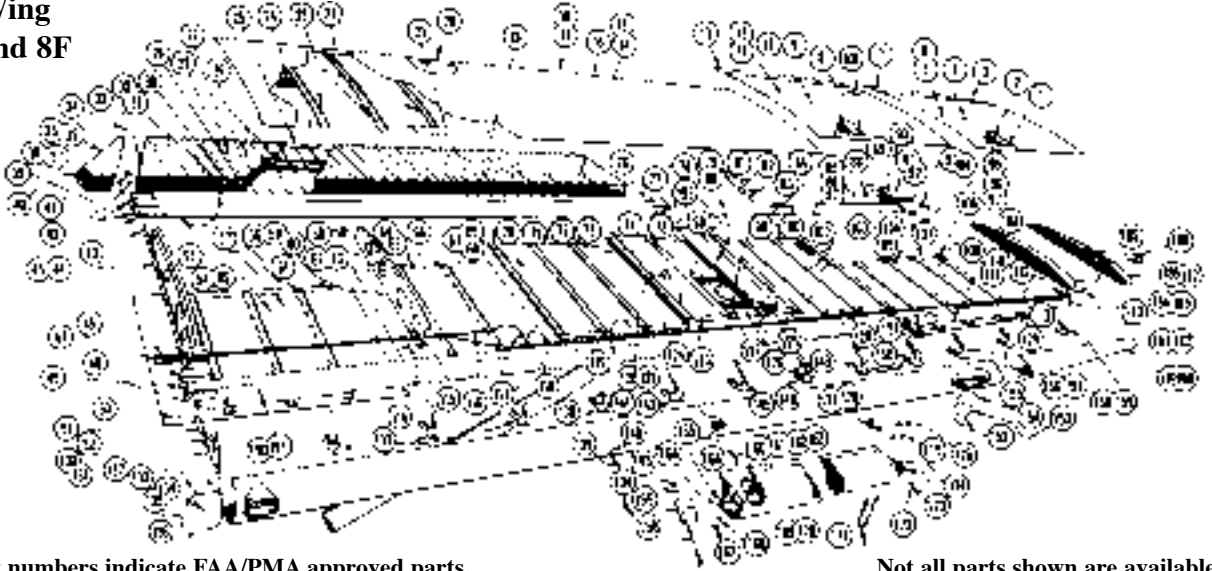
<i>Figure Number</i>	<i>Part Number</i>	<i>Description</i>
1	U086085-2	Nose Cowl Stamping*
2	U086085-4	Bottom Cowl Stamping*
3	U086085-3	Top Center Cowl Skin
4	U086085-5	Cowl Door, Left Hand
	U086085-6	Cowl Door, Right Hand
5	U08043-13	#1 Bottom Skin, Right Hand
	U08043-12	#1 Bottom Skin, Left Hand
6	U08043-11	#2 Bottom Skin, Right Hand
	U08043-10	#2 Bottom Skin, Left Hand
7	U08043-51	#3 Bottom Skin
8	U08043-19	#3 Top Side Skin, Right Hand
	U08043-55	#3 Top Side Skin, Right Hand, with cutout for "D" window (8E, 8F)
	U08043-18	#3 Top Side Skin, Left Hand
	U08043-54	#3 Top Side Skin, Left Hand, with cutout for "D" window (8E, 8F)
9	U08043-17	#3 Top Center Skin
10	U58028	#2 Bulkhead Upright, Left Hand (Doorpost)
	U58028-1	#2 Bulkhead Upright, Right Hand (Doorpost)
11	U38104-2	Strip Skin—Bottom #2 Bulkhead (for use with 2-piece gear)
	U38104-3	Strip Skin—Bottom #2 Bulkhead (for use with Silflex gear)
12	U081156	#2 Front Bulkhead Stamping*
13	U081157	#2 Rear Bulkhead Stamping*
14	U38008-2	#2.5 Bulkhead Stamping*
15	28036	Oleo Cover Plate #2 Bulkhead
16	U48359	Tailwheel Attach Bracket Assembly
17	U49099	Tail Bulkhead Assembly
18	U28007	#7 Bulkhead
	U581158	Firewall Dishpan (not shown)
19	08043-40	Top or Bottom Fuselage Cone Skin (Blank)

* Stampings are not finished and must be fit to an individual airplane.

All items on this page are Price Code 130 unless otherwise noted

LUSCOMBE 8 SERIES

All-Metal Wing For 8A, 8E and 8F



“U” prefixes on part numbers indicate FAA/PMA approved parts.

Not all parts shown are available.

Fig. No.	Part No.	Description
2	U082201-30	Top Outboard Panel Former
5	U082201-6	Top Outboard Sub-Assembly, Left Hand
6	U082201-7	Top Outboard Sub-Assembly, Right Hand
23	U082201-30	Top Inboard Panel Former
27	U082201-52	Top Trailing Edge Skin, Left Hand*
28	U082201-53	Top Trailing Edge Skin, Right Hand*
29	U082201-50	Bottom Trailing Edge Skin, Left Hand*
30	U082201-51	Bottom Trailing Edge Skin, Right Hand*
35	U482154-4	Wing Root Trailing Edge Fairing, Left Hand
36	U482154-5	Wing Root Trailing Edge Fairing, Right Hand
51	U18230	Wing Attach Front Pin
54	U082201-8	#1 Bottom Panel Assembly, Left Hand
55	U082201-9	#1 Bottom Panel Assembly, Right Hand
57	U082201-32	Bottom Panel Former
59	U082201-10	#2 Bottom Panel Assembly, Left Hand
60	U082201-11	#2 Bottom Panel Assembly, Right Hand
66	U082201-33	Bottom Panel Former
68	U082201-12	#3 Bottom Panel Assembly, Left Hand
69	U082201-13	#3 Bottom Panel Assembly, Right Hand
70	U082201-33	Bottom Panel Former
83	U282005	Hinge Bracket
91	U582209-2	Wing Tip Spur, Left Hand
92	U582209-3	Wing Tip Spur, Right Hand
93	U082203-4	Rear Wing Tip Spar, Left Hand
94	U082203-5	Rear Wing Tip Spar, Right Hand
104	U082201-16	#5 Bottom Panel Assembly, Left Hand
105	U082201-17	#5 Bottom Panel Assembly, Right Hand
109	U082201-48	#6 Bottom Panel Skin, Left Hand
109A	U082201-480	#6 Bottom Panel Skin, Right Hand
110	U082201-18	#6 Bottom Panel Assembly, Left Hand

* sold in pairs—top and bottom

Fig. No.	Part No.	Description
111	U082201-19	#6 Bottom Panel Assembly, Right Hand
120	U082201-14	#4 Bottom Panel Assembly, Left Hand
121	U082201-15	#4 Bottom Panel Assembly, Right Hand
130	282134	Root Nose Rib, Left Hand
131	282134-1	Root Nose Rib, Right Hand
134	U28249	Wing Root Leading Edge Fairing, Left Hand
135	U28249-1	Wing Root Leading Edge Fairing, Right Hand
138	482214	Leading Edge Nose Rib Assembly
145	282210	Nose Rib
148	482214	Nose Rib
156	282211	Nose Rib, Left Hand
157	282211-1	Nose Rib, Right Hand
158	282212	Nose Rib, Left Hand
159	282212-1	Nose Rib, Right Hand
169	U082213	Lift Strut Assembly, Left Hand
170	U082213-1	Lift Strut Assembly, Right Hand
171	182230	Tie Down Lug
175	PC 595 NAS1149F0663P	Washer
176	PC 580 AN365-428	Nut
179	U082201-78	Outboard Leading Edge Wing Tip Skin, No Cutout, Left Hand
180	U082201-79	Outboard Leading Edge Wing Tip Skin, No Cutout, Right Hand
181	U082202-4	Front Wing Tip Spar, Left Hand
182	U082202-5	Front Wing Tip Spar, Right Hand
184	U582208-202	Wing Tip Bow, Left Hand
185	U582208-303	Wing Tip Bow, Right Hand
Not Illustrated	18030	Spar Splice Plate, Left Hand
Not Illustrated	18030-1	Spar Splice Plate, Right Hand

Lift Struts—Metal Wing Only (FAA/PMA Approved)

	
Left Hand	U082213
Right Hand	U082213-1

Fabric Wing Parts (not illustrated)

Part No.	Description
Left Hand Front Spar Tip Blank	9238207
Left Hand Rear Spar Tip	38208

All items on this page are Price Code 130 unless otherwise noted

Price and availability subject to change without notice. Univair's Toll Free Sales: 1-888-433-5433